



the
Fireside
GROUP INC.



Available Upgrades

DRC SERIES





Standard

The DRC2000 Series offers excellent value without compromising on quality or design. With an array of standard features and state of the art technology, this piece will ensure warmth for many years to come.



Flame Battery Backup 2015 ANSI Compliant Barrier IPI CPI Switch Tempered Glass Optional Remote Optional Blower



Deluxe

The captivating DRC3000 Series is the quintessence of modern hearth. With an elegant two-piece facade, this piece represents dapper simplicity. This series is modern value at its best.



Big Flame Battery Backup 2015 ANSI Compliant Barrier IPI CPI Switch Tempered Glass Optional Remote Optional Blower



Premium

The DRC3500 Series direct vent gas fireplace is traditional style and value at its finest. Suited with contemporary standard features like a ceramic glass face, porcelain interior, a built in blower and crushed glass, this series is elegant, sleek, and powerful.



Bigger Flame Battery Backup Interior Lighting 2015 ANSI Compliant Barrier Ceramic Glass Remote Blower

DRT SERIES





Standard

The DRT2000 Series offers excellent value without compromising on quality or design. With increased performance and state of the art technology to ensure many years of beauty and warmth.



Deluxe

Modest, yet refined, the new DRT3000 series direct vent gas fireplaces combine beauty, efficiency and value. With an energy efficient flame, this series is sure to provide battery backed heat at the most efficient burn.



Premium

From its stunning, unobstructed view, to the high-efficiency heating that only comes from advanced engineering, the DRT3500 Series direct vent gas fireplace offers the ultimate in style and performance.



Glass Media Contemporary Design Fireplace

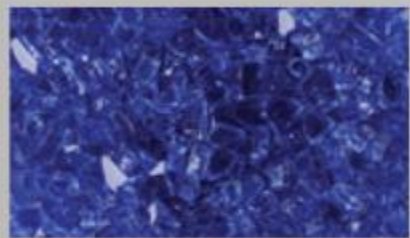
DRC Models Exclusively




Reflective Black



Reflective Blue



Goldfinger Glass



Platinum Glass



Copper Glass



Blower Kits

For the optimum heat flow



Standard Single Speed



Liner Kits

Black Reflective Porcelain Liner



Buff Brick Liner Kit35



Wall Remote Control Kits



WS-S-STAT

Wall mounted LCD display with the ability to show and set temperatures in F and C. This piece works in thermostatic or manual on/off operations.



RCKIT4001

This remote has simple on/off functions which illuminates a red light to signal remote usage. This piece provides basic fireplace usage from the comfort of your seat.



RC-S-1

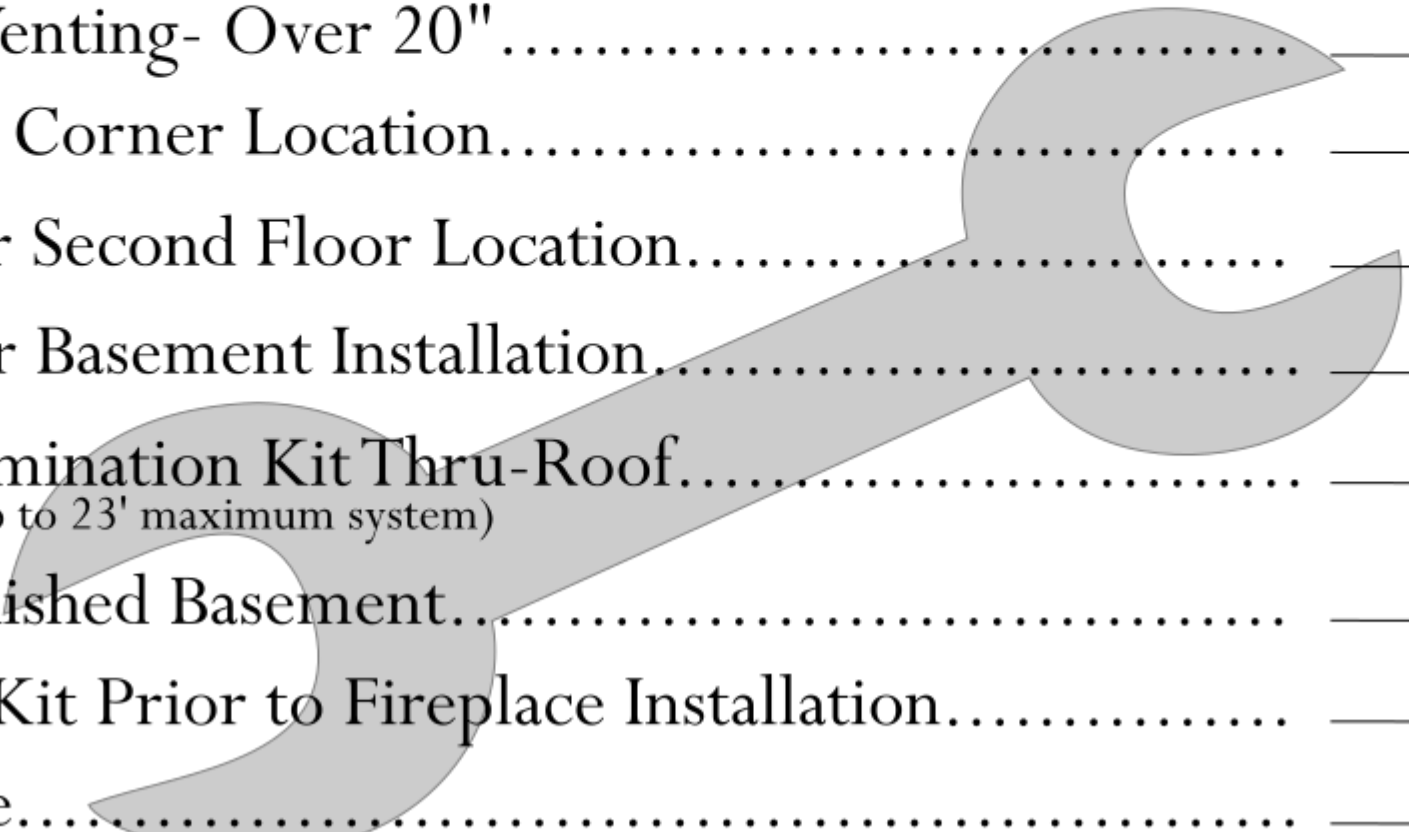
A multifunction remote with four functioning buttons and a temperature display in C and F. An on/off switch allows you to use your fireplace from anywhere, while the timer lets you set and forget about controlling the heat.



RC-S-TOUCH

This touch screen remote provides full control with automatic or manual on/off options, programmable weekday/weekend modes, temperature display, and a backlit LCD display for use anytime of day.

Extra Venting and Locations



| | |
|--|-------|
| Add Extra Venting- Over 20" | _____ |
| Add-on For Corner Location..... | _____ |
| Add-On For Second Floor Location..... | _____ |
| Add-On For Basement Installation..... | _____ |
| Verticle Termination Kit Thru-Roof..... (Includes up to 23' maximum system) | _____ |
| Drywall Finished Basement..... | _____ |
| Pre-Rough Kit Prior to Fireplace Installation..... | _____ |
| Labour Rate..... | _____ |